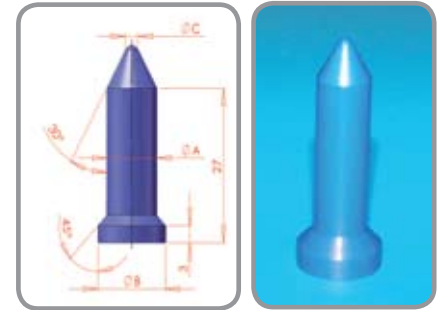



Cone Design - Long Series.

Part No	Nut Size	Hole Size	A	B	C
SCP1B	M4,M5,M6	6.00	5.85	10.00	1.5
SCP2B	M6	7.00	6.85	10.00	1.5
SCP3B	M6	7.50	7.35	12.00	2.0
SCP4B	M6	8.00	7.85	12.00	2.0
SCP5B	M8	9.00	8.85	14.00	3.0
SCP6B	M8	9.50	9.35	14.00	3.0
SCP7B	M8	10.00	9.85	14.00	3.0
SCP8B	M8	10.50	10.35	14.00	3.0
SCP9B	M10	11.00	10.85	16.00	3.5
SCP10B	M10	11.50	11.35	16.00	3.5
SCP11B	M10,7/16UNF	12.00	11.85	16.00	3.5
SCP12B	M12,7/16UNF	13.00	12.85	16.00	4.5
SCP13B	M10	12.50	12.35	16.00	3.5
SCP14B	M14	15.00	14.85	18.00	5.0
SCP15B	M12	14.00	13.85	16.00	4.0
SCP16B	7/16UNF	14.50	14.35	16.00	4.5
SCP17B	7/16UNF	13.50	13.35	16.00	4.5
SCP18B	M14	15.20	15.15	17.00	5.0




Characteristics

Material		SN750
Colour	Blue	Grey
Flexural Strength	1300MPa	750MPa
Impact Resistance	12MPa m	6.7MPa m
Vickers Hardness	1.150HV 0,5	1.650HV 0,5

Castellated - Short Series.

Part No	Nut Size	Hole Size	A	B	C	D	E	F	G	H
TMS3M4B	M4	5	3.2	4.8	10	2.5	2.5	16	6	27
TMS3M5B	M5	6	4.1	5.8	10	3	3	16	5	27
TMS3M6B	M6	7	4.9	6.8	10	4	3	16	4	27
TMS3M8B	M8	9	6.6	8.8	12	4.5	3.5	16	4	28
TMS3M10B	M10	11	8.5	10.8	15	6.5	4	16	5	31
TMS3M12B	M12	13	10.05	12.8	16	10.4	4	16	4	31



Dolphin Nosed - Short Series.

Part No	Nut Size	Hole Size	A	B	L	C	D	E	Q	R
TPM04	M4	5	4.8	12	29	6.5	5.5	7.5	2	11
TPM05	M4	6	5.8	12	30	8.5	7.5	6.5	2	15
TPM05	M5	6	5.8	12	30	8.5	7.5	6.5	2	15
TPM06	M5	7	6.8	12	31.5	11	9.5	5.5	3	23
TPM06	M6	7	6.8	12	31.5	11	9.5	5.5	3	23
TPM07	M6	8	7.8	12	31.5	11	9.5	5.5	3	23
TPM08	M8	9	8.8	12	31	12	11	4	3	22
TPM09	M8	10	9.8	12	31	12	11	4	3	22
TPM10	M10	11	10.8	16	34.5	14	12	5.5	4	22
TPM11	M10	12	11.8	16	35	14	12	5.5	4	22
TPM12	M12	13	12.8	16	36	17	15	4	4	27
TPM13	M12	14	13.8	16	35	17	15	4	4	27
TPM14	M14	15	14.8	21	40	19	15	5	5	30
TPM15	M14	16	15.8	21	39	19.5	16.5	5	5	38
TPM16	M16	17	16.8	21	39	19.5	17	5	5	30
TPM16.5	M14	16.5	16.4	21	39	19.5	17	5	5	30

